



Frameless, diffused LED light panel

**Part#:** 121914

Job Information <i>Fill out project details for this product below</i>			
<b>Project</b>		<b>Location</b>	
<b>Contact</b>		<b>Date</b>	
<b>Product Number</b>		<b>Fixture Type</b>	

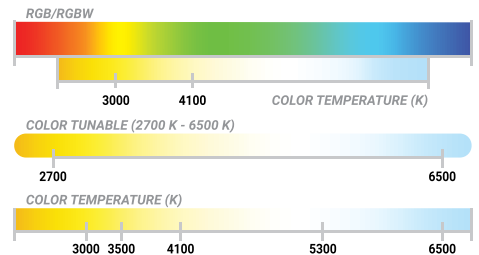
The only diffused frameless LED backlighting solution that offers a 3D effect, OmniFrost combines the superior light quality of OmniFrost light panels with smooth, even light dispersion providing a qualitative lighting solution.



## APPLICATIONS

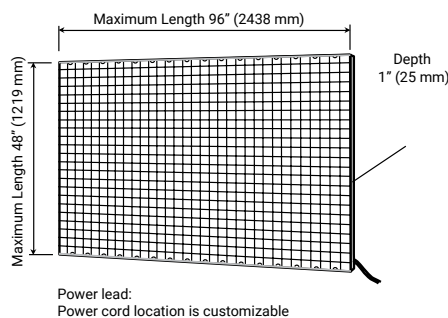
- Backlighting
- Environmental Lighting
- Large Formats

## LIGHT TEMPERATURE

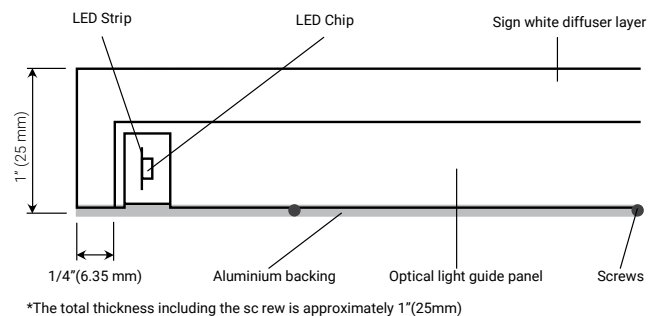


## OVERVIEW

### FRONT VIEW



### PROFILE VIEW





Frameless, diffused LED light panel

## SPECIFICATIONS

### PHYSICAL SPECIFICATIONS

Part Number	121914
Series	LLP
Chip	OmniChip
CRI	≥ 90
Color Temperature	2700 K • 3000 K • 3500 K • 4100 K • 5300 K • 6500 K • Tunable (2700K-6500K) • RGB • RGBW (3000K / 4100K)
Illumination	Single Face
Operating Temperature	-30 °C (-22 °F) ~ +40 °C (+104 °F)
Environment	Dry location only (indoor)
Thickness	1" (25 mm)
Minimum Size	3" (76 mm) L x 3" (76 mm) W
Maximum Size	96" (2438 mm) L x 48" (1219 mm) W
Weight	5.85 lbs / sq ft (30 kg / sq m)
Lumen Maintenance	LM 80

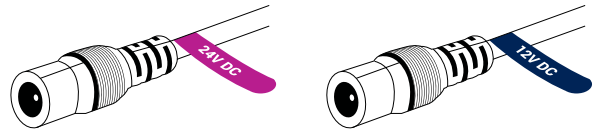
### ELETRICAL SPECIFICATIONS

Input Voltage	12V DC • 24V DC
Power Consumption	2.4 W/ft (Low-Wattage) • 4.4 W/ft (Standard) • 5.5 W/ft (Tunable) using Controllers (4 W/ft per each channel, 8W/ft Max) • 4.4 W/ft Max. (RGB) • 4.9W/ft Max. (RGBW)
Wire Size	20 AWG 2 wire (Standard) • 22 AWG 3 wire (Tunable) • 22 AWG 4 wire (RGB) • 22 AWG 5 wire (RGBW)
Wiring	Each panel must have direct connection to power supply. Do not wire panels in series.
Connector	Standard 5' (1500 mm), optional 10' (3000 mm) • 2.1 / 5.5 mm barrel plug (Standard) • Bare wire (Tunable, RGB & RGBW)
Certification	UL listed (E346146)



## WIRING

- Determine your system components, including a power adaptor, as well as optional dimmer and controller. Use only UL certified power adaptors with the power output that coordinates with your input voltage. Do not apply 24V DC to 12V DC Light Guided Panel, as within seconds the result may be burned LEDs or fire. Look for our voltage tags at the end of the power cord.

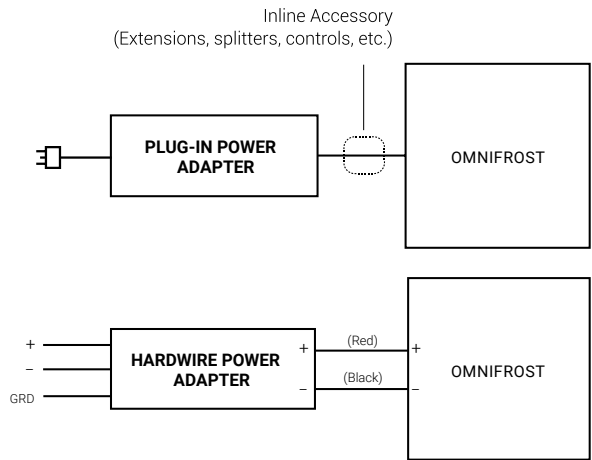


### WIRING WITH PLUG-IN POWER ADAPTORS:

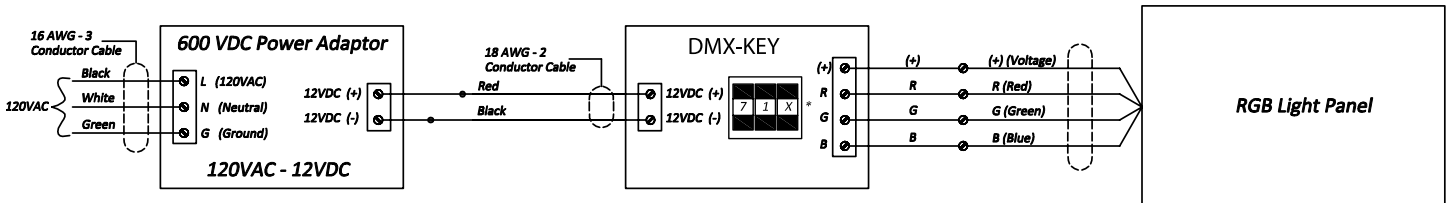
- Use a plug-in adaptor to connect the Light Guided Panel to your power source.

### WIRING WITH HARDWIRE POWER ADAPTORS:

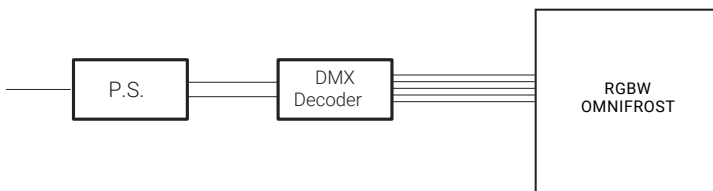
- Turn off power to your system at the main breaker;
- Install your system components. Refer to wiring guidelines for each component to build your system;
- Check connections and turn on power at the main breaker.



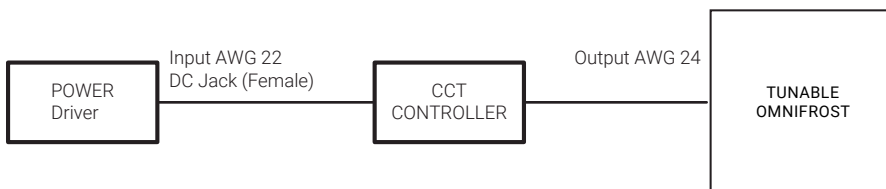
### WIRING RGB



### WIRING RGBW



### WIRING TUNABLE



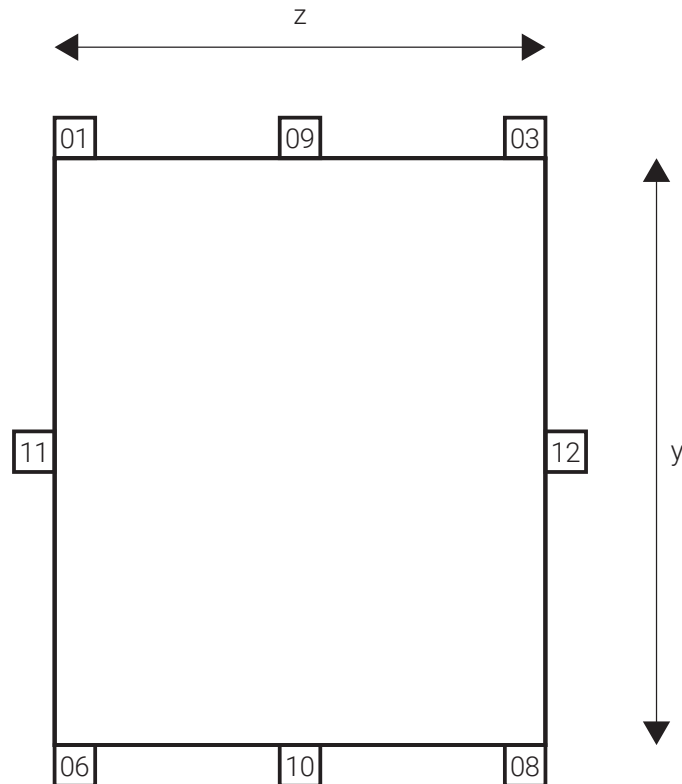


Frameless, diffused LED light panel

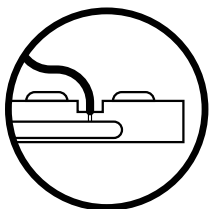
## WIRE EXIT OPTIONS

### EXIT LOCATION OPTIONS

- 1, 3, 6, 8:** Rear Exit
- 11, 12:** Exit short side
- 9, 10:** Exit long side



### EXIT TYPE OPTIONS



#### 1 - Rear

Power cord exits from the rear side of the light panel



## ACCESSORIES AND OPTIONS

### POWER ADAPTORS OPTIONS



#### Plug-in (Class 2)

950003	12V	60W
950021	24V	24W
950024	24V	90W
950035	24V	96W
950036	12V	60W
950036	24V	60W

#### Hardwire

951005	12V	60W
951009	12V	150W
951012	24V	60W
950037	12V	60W
950037	24V	60W
950038	24V	96W
950039	24V	150W

#### 5 in 1 Dimming Driver

951003-12-060	12V	60W
951004-24-096	24V	96W
951006-24-192	24V	2x96W

#### LED Power Driver (Class 2)

950003-12-060	12V	60W
---------------	-----	-----

#### Dimmable Driver

950007	12V	60W
951010	12V	150W

#### RGBW Dimmable Driver

950035	RF RGBW Driver	24VDC
950036	RF RGBW Remote Control	

\* Other power options available on request

### CONTROLLER OPTIONS



#### DMX Decoder

970032	12-36VDC	4x (96-288)W
970033	12-24VDC	5x (96-192)W

#### Inline Dimmer with Remote

970007	12V	72W
970007	24V	144W

#### Rotatory Style Dimmer

970002	5V	40W
970002	12V	96W
970002	24V	192W

#### Inline Plug and Play Dimmer

970014	12V	48W
970014	24V	96W

#### LED Dimming Module

970001	12V	60W
970001	24V	98W

#### CCT Controller

970025	12V/24V	Max. 60W
--------	---------	----------

#### DMX Wall Controller

970041	CCT Tunable	12-24VDC
970042	RGBW	12-24VDC

#### RF CCT Driver

951029	24V	90W
--------	-----	-----

#### RF CCT Wall Controller

970043	12-24VDC	
--------	----------	--

#### Power Repeater

970037	12-36VDC	4x (60-180)W
--------	----------	--------------

\* Other controller options available on request



Frameless, diffused LED light panel

## ACCESSORIES AND OPTIONS

### CONNECTOR OPTIONS

#### DC jack 5'

80008 White

80006 Black

#### DC jack 10' (W)

80009 White

80007 Black

#### 2 pin connector cable 5'

980048 White

980049 Black

#### Omnify Connector Hub

980047 White

### MOUNTING OPTIONS

Option 1 Z-Clips

Option 2 Standoffs



Frameless, diffused LED light panel

## ORDER INFORMATION

### LLP Series

Product #	Size	Color Temperature		Voltage	Wattage
121914 25mm	z-y: Custom Size	270-2700 K 300-3000 K 350-3500 K 410-4100 K 530-5300 K 650-6500 K	000 Tunable(2700 K - 6500 K) 900 RGB 950 RGBW (3000K) 951 RGBW (4100K) 100 Static red 110 Static green 120 Static blue	12-12V DC 24-24V DC	2.4 2.4 W/ft (Low Wattage) 4.4 4.4 W/ft (Standard) 4.9 4.9 W/ft (RGBW) 5.5 5.5 W/ft (Tunable)
Connectors	Illumination	LED Location	Exit Type	Exit Location	Mounting
80008 DC jack 5' White 80006 DC jack 5' Black 80009 DC jack 10' White 80007 DC jack 10' Black 980048 2 Pin Connector 5' cable White 980049 2 pin Connector 5' cable Black 980047 Omnify Connector Hub	1: Single face 2: Double face	1: LEDs along 1 long edge 2: LEDs along 2 long edges 3: LEDs along 1 short edge 4: LEDs along 2 short edges 5: LEDs along all 4 edges 6: Custom illumination	1: Rear 2: Exit Long side 3: Exit Short side	01 - 03 - 06 - 08 09 - 10 11 - 12	1 Z-Clips 2 Standoffs 3 N/A

\* Only available with 12V

## EXAMPLE

**121914-11x14-350-12-2.4-80008-1-1-1-1-1**

The specification number immediately above can be deconstructed as follows:

- OmniFrost - 25mm; Dimensions(z-y)-11"x14"; Color Temperature-3500K; Voltage-12V; Wattage-2.4W/ft; Connector-DC jack 5' White; Illumination-Single Sided (1); Location(1)-1 Long Edge; Power Cord Exits(1); Power Cord Exit Location from the edges(1); Mounting(1)-Z-Clips